



United Nations Entity for Gender Equality
and the Empowerment of Women



Executive Board Bureau Meeting Informal on the Structured Dialogue on Financing (SDF) Friday, August 26th, 2016



3 steps to become a knowledge organization

2010 - 2014



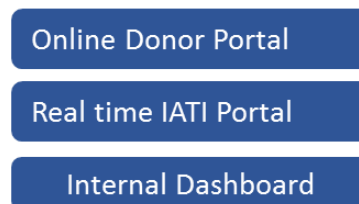
2015 - 2016

(Transitional Phase)



2017 - beyond

(Knowledge Phase)



..... Behavioral Change →

Track ATLAS financial data by SN DRF Outcomes, Outputs and Activities

Development Outcomes | Development Outputs | Development Activities | Organizational Outputs | Organizational Activities

2016 | All Results | GO

****Note: At present, data from Atlas is refreshed on a weekly basis.**

Export to Excel

Short Title ^	Statement	Planned Budget	Actual Budget	Expenses(\$)	Encumbrance(\$)	Advances(\$)	Balance(\$)	Delivery Rate	Related SP Result	Related FP Result	Responsible Person
IND_D_1.1	Enhanced responsiveness of the national	916,921	1,073,709	163,238	59,063	28,661	822,747	21%	SPD1.1		Navanita Sinha
IND_D_2.1 FP	Decent work for women workers and farmer	2,560,582	393,053	99,784	33,674	24,736	234,859	34%	SPD2.1	FP5_1.2	Subhalakshmi Nandi
IND_D_3.1 FP	Gender responsive locally relevant and o	1,566,013	123,224	16,033	12,701	-23,071	117,561	23%	SPD3.1	FP7_1.1	Anju Pandey
IND_D_4.1	Creating and strengthening an enabling a	389,248	486,022	268,734	154	0	217,134	55%	SPD4.1		Smita Mitra
IND_D_5.1 FP	Fiscal laws, policies and programmes pri	369,757	261,668	96,585	3,816	-2,648	163,915	38%	SPD5.1	FP12_1.2	Yamini Mishra
IND_D_6.1	Strengthened linkages and synergy establ	412,329	351,730	79,130	12,891	0	259,709	26%	SPD6.1		Patricia Barandun

1 - 6 of 6 items

Real time funding gap

Expenditure and % Spent by SN Outcome, Output and Activities

Yannick Glemarec
Assistant Secretary General

- Disclaimer
- Home
- Plan
- Monitor
- Annual Reports
- Strategic Plan
- Reports
- Admin Modules
- Guidance link

RMS/Global Dashboard

Search for something...

China

Programme Overview

All Regions | Select Office | 2016 | All Results | Go

Outcomes
63

Outputs (DRF & OEEF)
2208

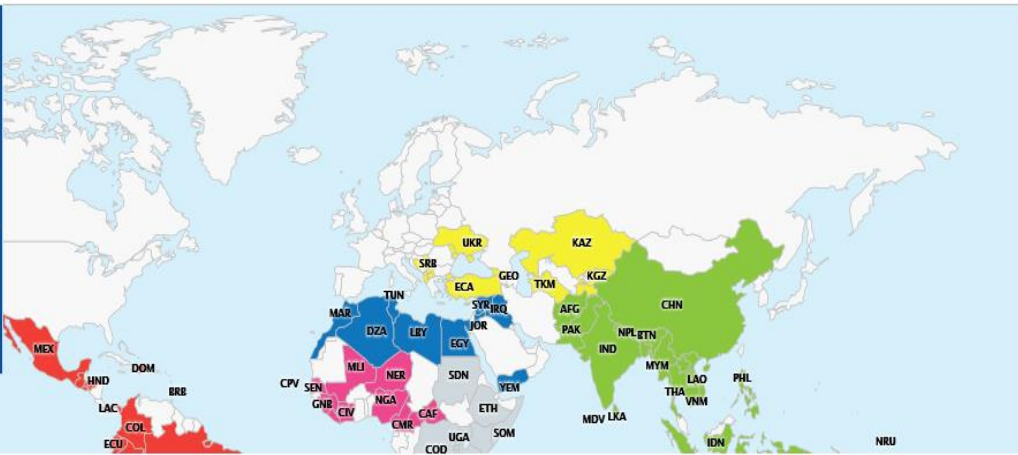
Total Planned Budget (DRF & OEEF)
\$405.320M

Funding Gap
\$133.536M

Total DRF Budget (Atlas)
\$119.503M

Total DRF Spent % (Atlas)
45 %

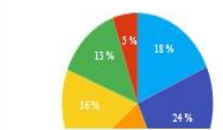
RO: 6, MCO: 6, CO: 45, PP: 40



Development Results | Planned: \$290.207M

- Leadership & political participation** | 14.11
Planned: \$40.937M Budgeted: \$18.47M Spent: 51 %
- Economic empowerment** | 27.82
Planned: \$80.722M Budgeted: \$21.756M Spent: 43 %
- Ending violence against women** | 24.25
Planned: \$70.379M Budgeted: \$32.339M Spent: 44 %
- Peace & security & humanitarian actions** | 23.38
Planned: \$67.846M Budgeted: \$30.564M Spent: 48 %
- National planning & Budgeting** | 8.95
Planned: \$25.962M Budgeted: \$13.573M Spent: 41 %
- Global norms, policies & standards** | 1.5
Planned: \$4.36M Budgeted: \$2.801M Spent: 40 %

Development Results | Organizational Results | All Regions | Select Office | 2016 | All Results | Go



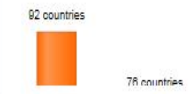
Outcome



Total DRF Outcome:	766
Total DRF Outputs:	1485
Total DRF Activities:	5837
Total Resource Requirements (DRF) :	\$ 290,206,517.00
Total Budget (DRF) :	\$ 119,502,699.00
Total % Spent (DRF) :	45 %

Type of UN Women contribution at the output level

All Regions | Select Office | 2016 | Go

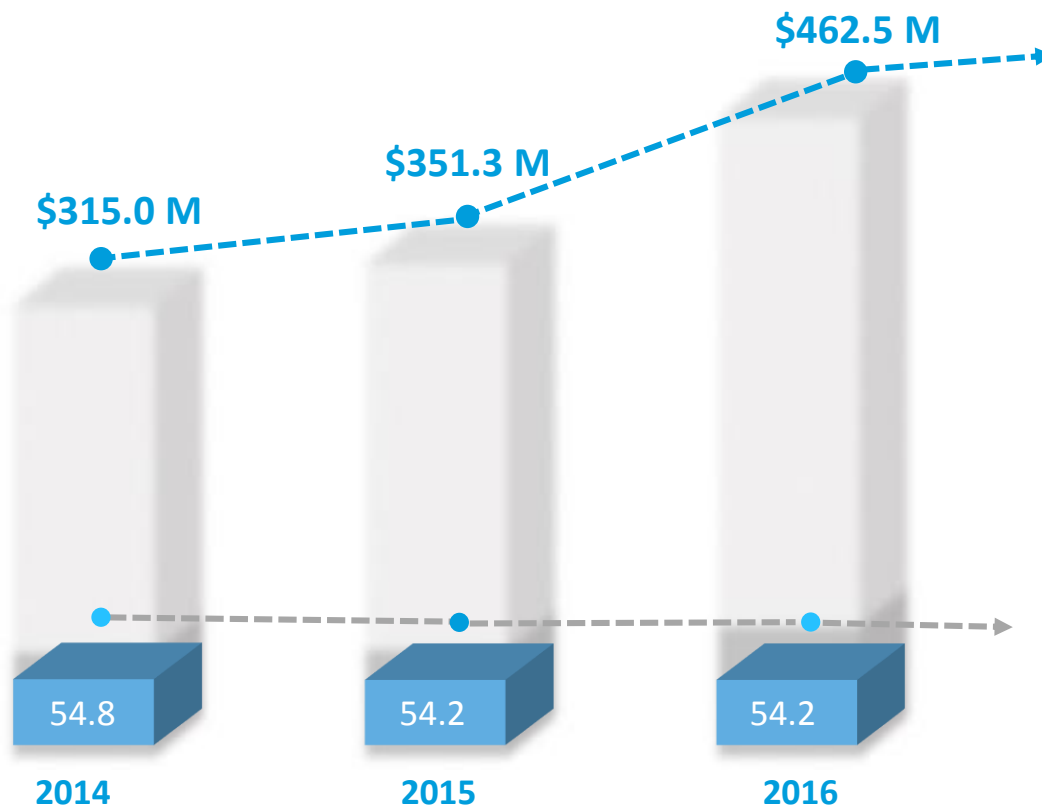


Top 10 Donors (Non-Core)

All Regions | Select Office | 2016 | All Results | Go

JPN	\$ 16M
SIDA	\$ 16M
NOR	\$ 12M
EU	\$ 12M
SWE	\$ 11M
FIN	\$ 6M
AUL	\$ 5M

Programme Development Growth

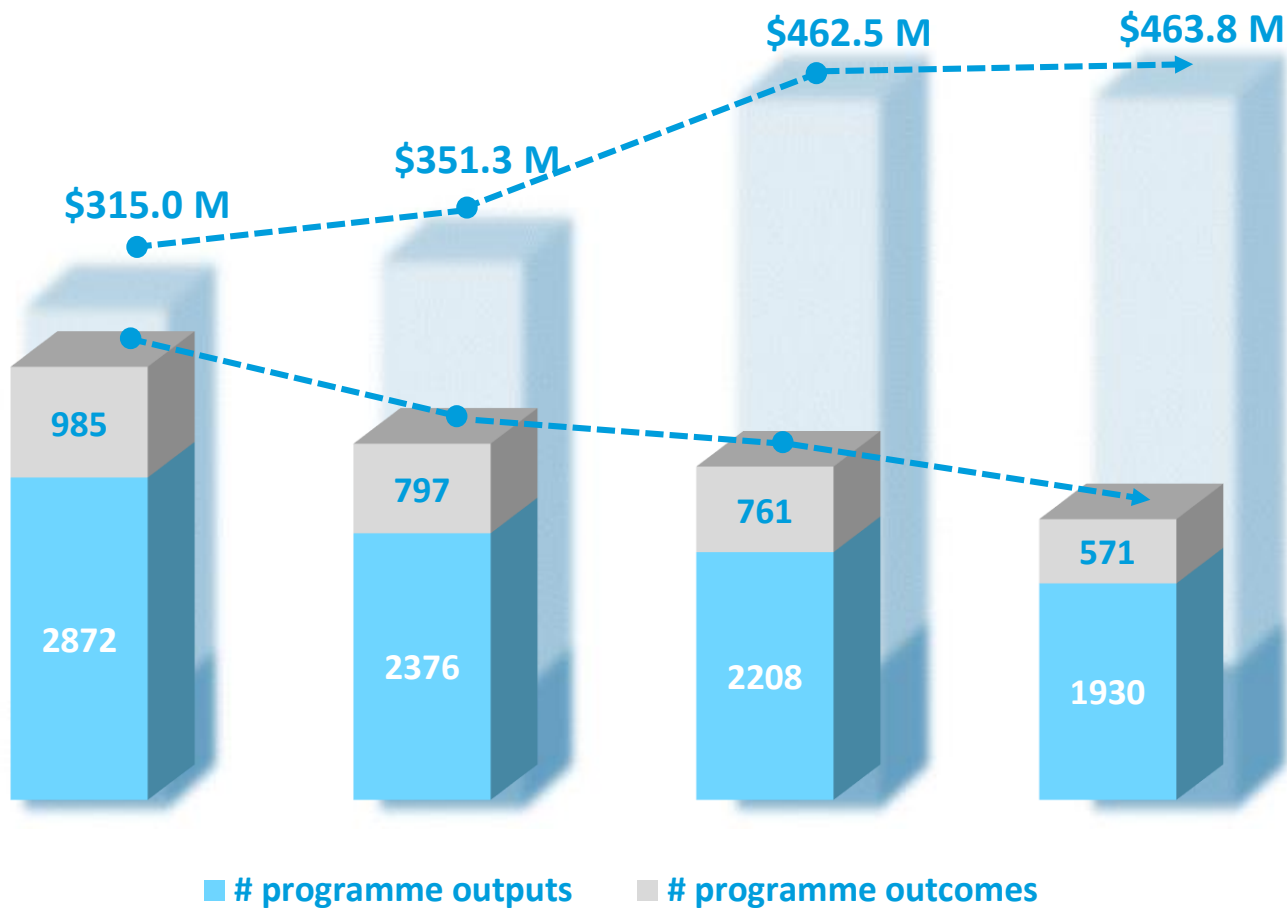


■ Actual RR programmable available


..... Total programming funding requirements

Amounts in US \$ Million

Programme Focus



RR programmable Funding Gaps



2014

2015

2016

■ Actual RR programmable available ■ RR programmable funding gap

Amounts in US \$ Million



Each **high-level donor round table** is intended to support:

- Capitalization of an FPI
- A donor approach that is coordinated, streamlined and aligned with national strategic priorities
- The sharing of risk and responsibilities



1st Donor Round Table

- Discuss and validate the Flagship Programme's Theory of Change (TOC) and strategy
- Agree on costing / potential sources of finance

2nd Donor Round Table

- Decide on burden sharing amongst various partners

Ongoing Donor Round Tables

- Update on FPI's progress; flag any existing funding needs / gaps
- Continue to decide on burden sharing amongst various partners